


[View this email in your browser](#)



New Pipe Organ (Opus 167)

Phase 1 Installation Complete

The team from Zimmer returned in late January to begin the second and final phase of installation for our new pipe organ. They installed the new blower in the basement, the casework on both sides of the chancel, the transept pipes, the console, and all the remaining pipes in the chambers and the casework. These were exciting weeks, especially when the organ began to make its first sounds! Thank you for your support of this exciting and historic project!



The new blower was installed in the basement..



The Zimmer team raises the large oak beams for the casework. (Photo credit: John Mitchell)




The center "tower" of the casework is raised into place. (Photo credit: John Mitchell)



More casework beam placement. (Photo credit: John Mitchell)



The front-face of the casework, before pipes are added. (Photo credit: John Mitchell)



A spire at the top of the casework being installed. (photo credit: John Mitchell)



The Open Wood pipes, waiting to be installed on the transept walls.



Each Open Wood pipe was hoisted up with the help of a power lift, and then manually put into place.



The new casework with pipes. (Photo credit: John Mitchell)



Almost finished!




Console installation in the Chancel. Many miles of wiring



The organ console, waiting patiently in the Narthex before installation.

are inside!



The pipe organ, completed.
(Photo credit: John Mitchell)



Copyright © 2024 Calvary United Methodist Church, All rights reserved.

Want to change how you receive these emails?
You can [update your preferences](#) or [unsubscribe from this list](#).

